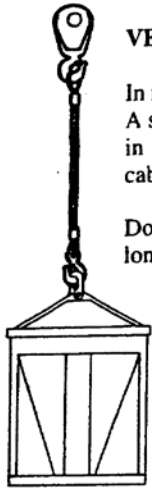


SAFE WORK PRACTICES

VERTICAL, CHOKER & TURNING SLING HITCHES

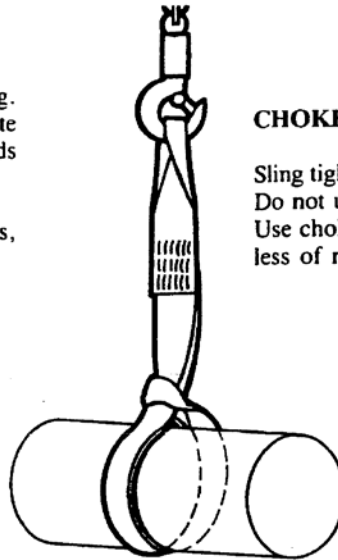
**This information does not take precedence over OH&S. All employees should be familiar with the Saskatchewan Employment Act and the OH&S Regulations.*



VERTICAL HITCH

In most cases use more than one sling. A single rope sling load tends to rotate in a twisting action which unwinds cables causing them to weaken.

Do not use for lifting loose materials, long or unbalanced loads.

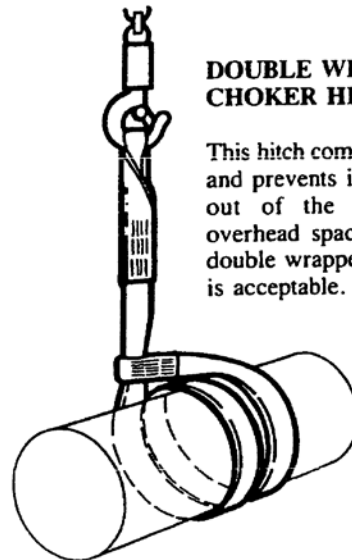
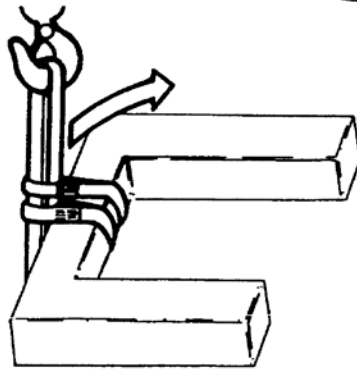


CHOKER HITCH

Sling tightens on load as lifted. Do not use on loose bundles. Use choker hitches at 75% or less of rated sling capacity.

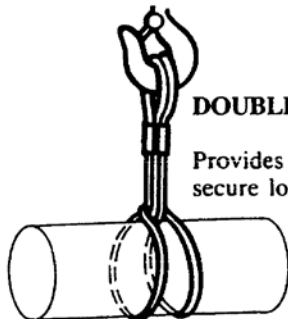
TURNING HITCH

Use a doubled choker to turn loads. Place both sling eyes on top of the load pointing in the direction opposite to the direction of the turn. This sling will remain tight while load is turning. Never use basket hitch to turn load.



DOUBLE WRAP CHOKER HITCH

This hitch compresses the load and prevents it from slipping out of the sling. Where overhead space is limited, a double wrapped choker hitch is acceptable.



DOUBLED CHOKER HITCH

Provides more contact area to secure load.