


SAFE WORK PRACTICES


USE OF SHACKLES

**This information does not take precedence over OH&S. All employees should be familiar with the Saskatchewan Employment Act and the OH&S Regulations.*


Anchor (bow type) and chain ('D' type) shackles are used with screw or round pins.




Screw pin anchor shackle



Round pin anchor shackle



Screw pin chain shackle



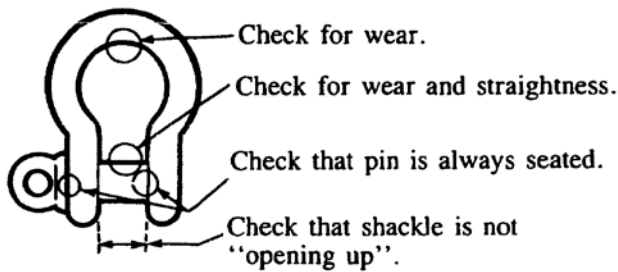
Safety type anchor shackle

Refer to manufacturers' tables for safe working loads of shackles. Shackles are sized by the diameter of the bow section rather than the pin size. Never use a shackle if the distance between the eyes is greater than listed in the table.


All pins must be straight and all screw pins must be completely seated. Cotter pins must be used with all round pin shackles.

Replace shackles worn in the crown or the pin by more than 10% of the original diameter.

SHACKLE INSPECTION AREAS



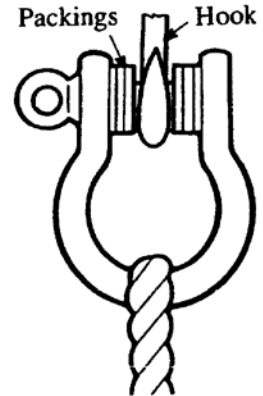
Do not replace the shackle pin with a bolt. A load will bend the bolt.



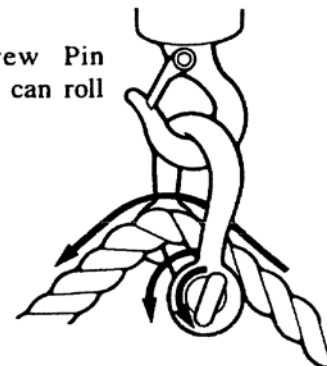
Do not allow shackle to be pulled at an angle – the legs will open up.



Pack the pin with washers to centre the shackle.



Do not use Screw Pin Shackles if the pin can roll and unscrew.



If the load shifts the sling will unscrew the shackle pin.